















Home Learning **18th January Rockstars!**

There is only one you in this great big world...

make it a better place.

Learning is not limited to these opportunities of course- please do feel free to add to and adapt these as you wish to!

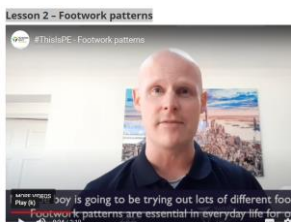
	Wellbeing 	Reading 	Writing 	Maths 	Non Core 														
Mon	<p>Please log on to seesaw and watch your welcome to the day video.</p> <p>First off today, Joe Wicks is back! Why not start the day by joining him online!</p> <p>Try and encourage the whole family to join in.</p> <p>https://www.youtube.com/watch?v=5MBEyQIIrfo</p> <p>You may prefer a PE challenge today. Why not try this: https://www.afpe.org.uk/physical-education/thisispe-supporting-parents-to-teach-pe-at-home/</p> 	<p>I think after all that exercise we need a good sit down and a drink! Next today we will be reading another chapter of The Magic Finger. Can you guess where I am today?</p> <p>Select 3 questions to answer. Remember to answer these in full sentences. Remember you can listen to the chapter as many times as you need to. I will give you feedback on your answers via Seesaw.</p>  <p>Catherine Williams Monday's Reading Lesson Video 18th...</p> <table border="1"> <thead> <tr> <th colspan="2">'We will be eaten' to 'electric train' said Philip'</th> </tr> </thead> <tbody> <tr> <td>Vocabulary</td> <td>What does 'beastly' tell the reader?</td> </tr> <tr> <td>Infer</td> <td>Why would cats and foxes eat the Greggs? What were the leaves and feathers for? What are the advantages and disadvantages of being up the tree? Why are they scared of getting the biscuits?</td> </tr> <tr> <td>Predict</td> <td>Predict what the Greggs will eat.</td> </tr> <tr> <td>Explain</td> <td>How does Didi create an air of hopelessness around the Greggs here?</td> </tr> <tr> <td>Retrieve</td> <td>What is Mr Gregg's plan? Why does Mr Gregg want to build a nest? How did they carry the sticks? What are the ducks doing?</td> </tr> <tr> <td>Summarise</td> <td>Summarise how the Greggs are feeling in one sentence.</td> </tr> </tbody> </table> <p>During the day, be sure to enjoy a book in your reading den today. Read aloud to a grown up or to a brother or sister. You might like to record yourself reading and send it to a grandparent.</p>	'We will be eaten' to 'electric train' said Philip'		Vocabulary	What does 'beastly' tell the reader?	Infer	Why would cats and foxes eat the Greggs? What were the leaves and feathers for? What are the advantages and disadvantages of being up the tree? Why are they scared of getting the biscuits?	Predict	Predict what the Greggs will eat.	Explain	How does Didi create an air of hopelessness around the Greggs here?	Retrieve	What is Mr Gregg's plan? Why does Mr Gregg want to build a nest? How did they carry the sticks? What are the ducks doing?	Summarise	Summarise how the Greggs are feeling in one sentence.	<p>Remember to take a break and drink plenty of water.</p> <p>Next today we will be doing some spelling work. Please log on to https://spellingframe.co.uk/spelling-rule/17/13-Endings-which-sound-like--spelt%E2%80%93tion%E2%80%93sion%E2%80%93ssion%E2%80%93cian-(1-of-2)</p> <p>Today is our first narrative writing lesson using the text Black Rock by Tod Stanton. Make sure you have your writing book and pencil/pen ready. Remember to pause the video when you need to.</p>   <p>Catherine Williams Monday 18th January Writing Workshop</p> <p>TIME FOR LUNCH!</p>	<p>Time for some Maths!</p> <p>Start with a warm up of your timestables using TTRS.</p>  <p>Today our learning focus is going to be on Multiply 2-digits by 1-digit (2)</p> <p>Here is your video link: https://vimeo.com/489850121</p> <p>You will find the worksheet on Seesaw.</p>	<p>Today we start our new area of learning! Welcome to discovering all about ROCKS!! Watch this clip to inspire you. A montage of clips showing rocks in a variety of forms and locations. From molten rock to canyons and gorges, international landmarks, and precious stones!</p> <p>https://www.bbc.co.uk/bitesize/clips/zvrb4wx</p> <p>Next watch my video on today's lesson. My file is large so I have added it to youtube! https://youtu.be/dm3ibRDIKZk</p>  <p>After watching my video, your mission is to make three different types of rocks!</p> <p>Here is a demonstration video</p> 
'We will be eaten' to 'electric train' said Philip'																			
Vocabulary	What does 'beastly' tell the reader?																		
Infer	Why would cats and foxes eat the Greggs? What were the leaves and feathers for? What are the advantages and disadvantages of being up the tree? Why are they scared of getting the biscuits?																		
Predict	Predict what the Greggs will eat.																		
Explain	How does Didi create an air of hopelessness around the Greggs here?																		
Retrieve	What is Mr Gregg's plan? Why does Mr Gregg want to build a nest? How did they carry the sticks? What are the ducks doing?																		
Summarise	Summarise how the Greggs are feeling in one sentence.																		

Tues

Please log on to seesaw and watch your welcome to the day video.

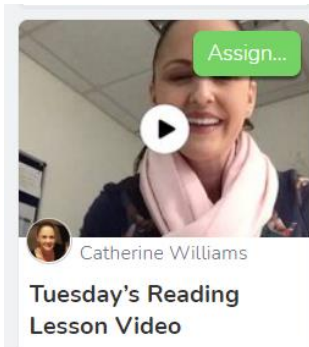
Here is a PE challenge for you to get warmed up and focused.

Lesson 2 Improving your footwork



<https://www.afpe.org.uk/physical-education/thisispe-supporting-parents-to-teach-pe-at-home/>

Let's get started on our learning!



Next today we will be reading another chapter of The Magic Finger. Can you guess where I am today?

Select 3 questions to answer. Remember to answer these in full sentences. Remember you can listen to the chapter as many times as you need to. I will give you feedback on your answers via Seesaw.

'Oh dear! Oh dear!' to 'you wouldn't shoot my children'	
Vocabulary	What does it mean to mince something? What does it mean to 'peep' at something?
Infer	Why might Philip assume they would need to eat worms? Why would he not want to? Why was it difficult to eat the apples? Why would a bird laughing be a funny noise? Why was it a bad night? Why do the ducks think it would be fair to shoot the Greggs?
Predict	Predict if the ducks will shoot the Greggs.
Explain	Do you think the ducks have the right to shoot the Greggs? Why do you think this?
Retrieve	What would Philip rather do than eat worms? What does Mrs Gregg say she will do with the worms and slugs? What do they decide to eat instead of the insects? What did someone say when the girl rang the house? Why? What did Mr Gregg see when he peeped over the side of the nest?
Summarise	Summarise what has happened to the Greggs so far in one sentence.

I look forward to seeing you on ZOOM at 11am!

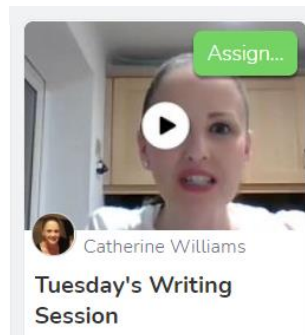



Be sure to take a break before you start your writing challenge today.

Today, work again on this week's spellings. You may like to try rainbow writing them, chunking, or trying the test section.

[https://spellingframe.co.uk/spelling-rule/17/13-Endings-which-sound-like--spelt%E2%80%93tion%E2%80%93sion%E2%80%93ssion%E2%80%93cian-\(1-of-2\)](https://spellingframe.co.uk/spelling-rule/17/13-Endings-which-sound-like--spelt%E2%80%93tion%E2%80%93sion%E2%80%93ssion%E2%80%93cian-(1-of-2))

Today is step 2 of our writing journey. Please watch my video, pausing it when you need too.



TIME FOR A REST AND SOME LUNCH!

Time for some Maths!

Today our learning focus is going to be on Divide 2-digits by 1-digit

Here is your video link:

<https://vimeo.com/489844871>

You will find the worksheet on Seesaw.

Looking for more?

Why not try this game today:
<https://nrich.maths.org/strike-it-out>

Use you 0-9 number cards and make up your own game. Video it and tell me rules on Seesaw.

Don't forget 10 mins a day on TTRS



Lastly today some more Science!

Have a go at making rocks, today from chocolate!!!

You will need 3 sandwich bags, dark, white and milk chocolate for today's mission! YOU MUST WAIT UNTIL AN ADULT CAN HELP YOU TODAY.



Can you describe each rock carefully?

Wed

Good morning! Please log on to seesaw and watch your welcome to the day video.

First off today, you might like to join Joe Wicks.

If not, why not try another PE activity to wake you up and get you focused for the day.

<https://www.afpe.org.uk/physical-education/thisispe-supporting-parents-to-teach-pe-at-home/>



Firstly, please join me for another chapter of The Magic Finger. Make sure you are sitting comfortably and we will begin. Can you guess where I am today?

You questions to choose from are on Seesaw. Remember to select 3 from different reading areas.

'Yesterday, you shot' to 'every stick of it'	
Vocabulary	What does it mean to smash something to bits? What is a 'mound'? What is barley? Define 'dotty'.
Infer	Why does the duck think it would be fair to shoot at Mr Gregg? What happened after Mr Gregg promised to change his ways? Why do you think Mrs Gregg buried the ducks?
Predict	Predict if Mr Gregg will actually destroy his guns.
Explain	Do you think Mr Gregg means it when he says he'll never shoot at ducks again? Why?
Retrieve	What does Mr Gregg promise to do? What else does the duck make Mr Gregg promise to do? What does Mr Gregg say he will do to his guns? What were the mounds of soil? What does Mr Gregg change his name to? What were they doing with the barley?
Summarise	Summarise what the Greggs learned in fewer than thirty words.

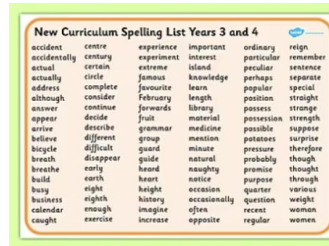
Remember to read aloud to an adult today too.

Time for a break!

Next up today, a spelling challenge. We have a set of words that we need to learn during Year 3 and 4. These words don't fit into the spelling rules we have been learning so they are a little trickier. You will find this list on Seesaw. Here is a way you might like to start to learn them. Here are some of the penguins to explain.



Make yourself a grid like this and select 6 words from the Year 3 and 4 list on Seesaw.



Time for some Maths!

Warm up today by logging on to <https://www.topmarks.co.uk/maths-games/hit-the-button>

Work on your number bonds!

Today our learning focus is going to be on Divide 2-digits by 1-digit (2)

Here is your video link:

<https://vimeo.com/489845622>

Looking for more?

<https://nrich.maths.org/g/1252>


<https://nrich.maths.org/g/53>

Lastly today some Science! Let's recap yesterday's learning. Watch the video and take part in the quiz.

<https://www.bbc.co.uk/bitesize/topics/z9bbkqt/articles/zsgkdmn>



Your mission today is to make a poster to explain about different rock types. Here is an example.



To help you can watch my video from Monday again or look at this website to help you.

<https://www.ducksters.com/science/rocks.php>

Wellbeing tip! Have a large bottle of water next to you in your learning space. Keep an eye on how much you are drinking.



Join me for step 3 in our writing video workshop.



Remember to pause the video when you need to.

TIME FOR LUCH!

Additional activities

How about some cooking!

Igneous Sweets

The mixture for these delicious sweets will bubble up like lava from a real volcano before cooling to make hard rock! They are very easy to make and your visitors will love them.

Metamorphic Rock Cakes These cakes look strangely like real rocks and they are changed by the heat of the oven rather like metamorphic rocks are changed by the heat of the Earth!

Sedimentary Sandwiches These tasty sandwiches are made of many different layers just like sedimentary rock.

On Seesaw I have posted a baking guide! Have fun!



Thurs

Good morning! Please log on to seesaw and watch your welcome to the day video.

Bucket Filling Day! Today, try and fill the buckets of those around you by saying extra kind things to them.



Here is another PE lesson for you.



<https://www.afpe.org.uk/physical-education/thisispe-supporting-parents-to-teach-pe-at-home/>



Firstly today, please join me our **last chapter** of The Magic Finger. Make sure you are comfortable and we will begin. Can you guess where I am today?

Your questions to choose from are on Seesaw. Select 3 from different areas of the reading rainbow.

"If you don't believe us" to the end.	
Vocabulary	What does it mean to fill something to the brim? What does 'they're shooting mad' mean?
Infer	Why does the girl go to find the Coopers?
Predict	Predict what would happen in the next part of the story. Predict what would happen in a sequel to this book?
Explain	Do you think the girl should be allowed to use the magic finger? Why do you think this? Did you like this book? Write a review.
Retrieve	What does Mr Gregg tell everyone to look at? What is in the bathtub? What do they think the loud bang is?
Summarise	Summarise the whole story in fewer than 100 words.

FRENCH LESSON


Please find video lesson and worksheet on Seesaw.



Be sure to take a break before starting our spelling activity.

Go back to the Year 3 and 4 spellings. Test yourself on yesterdays!

Next select 6 more. Include any that you didn't quite master yesterday. This time try this activity to learn them.



New Curriculum Spelling List Years 3 and 4							
accident	centre	experience	important	ordinary	reign		
accidentally	century	experiment	interest	particular	remember		
actual	certain	extreme	island	peculiar	sentence		
actually	circle	famous	knowledge	perhaps	separate		
address	complete	favourite	learn	popular	special		
although	consider	February	length	position	straight		
answer	continue	forwards	library	possess	strong		
appear	decide	fruit	material	possession	strength		
arrive	describe	grammar	medicine	possible	suppose		
believe	different	group	mention	potatoes	surprise		
bicycle	difficult	guard	minute	pressure	therefore		
breath	disappear	guide	natural	probably	though		
breathe	early	heard	naughty	promise	thought		
build	earth	heart	notice	purpose	through		
busy	eight	height	occasion	quarter	various		
business	eighth	history	occasionally	question	weight		
calendar	enough	imagine	often	recent	woman		
caught	exercise	increase	opposite	regular	women		

Now it's time for some Maths!

Warm up by using TTRS



Today our learning focus is going to be on dividing 100 into 2, 4, 5 and 10 equal parts

THERE IS NO WORKSHEET TODAY Follow the video and make jottings in your maths book.

<https://vimeo.com/489848691>

Looking for more challenges?

<https://nrich.maths.org/1187>

TIME FOR A REST AND SOME LUNCH!

Next up is Art with Miss Taylor!

Watch the video careful and enjoy sketching! You will need pencils and paper.



Lastly today some Science! Mission Objectives

Understand what a fossil is! For your mission you will need the handout which you will find on Seesaw.



Follow my video lesson carefully.

Next, it's time to make a fossil! Make a Fossil in Amber Using the materials in the resource list, make the fossil of an animal.

Water

Lemon or orange squash

Plastic spiders or insects

Plastic tubs

Freezer

Friday

Good morning! Please log on to seesaw and watch your welcome to the day video.

It's Friday so it must be time for Joe Wicks!

<https://www.youtube.com/watch?v=5MBEYQIrf0>

If you would like to try something else, why not try :



<https://www.afpe.org.uk/physical-education/thisispe-supporting-parents-to-teach-pe-at-home/>

Or for something more relaxing

<https://www.youtube.com/user/CosmicKidsYoga>

During the day, be sure to enjoy a book in your reading den. Read aloud to a grown up or to a brother or sister. You might like to record yourself reading and send it to a grandparent, better still, telephone them and read it to them!

Carefully read the text, How a Fossil is Formed. Answer the questions in full sentences.



HOW A FOSSIL IS FORMED

Fossils are incredibly rare. You probably won't find one in your back garden. Pretty much everything that dies breaks down into the earth. Many are eaten by other animals. Those that are left alone are still unlikely to form a fossil. Let's have a look at how a fossil is formed. Hopefully, you will see just why they are so rare.

The first thing that must happen to an animal to become a fossil is to be buried quickly. To do this, it must die in the right place. Dying in the open is no good. It will probably be eaten by scavengers or worn away by the weather. If it dies on a hard rock like granite, then there is nowhere for the bones to rest while they fossilise. Only a few types of rock can preserve fossils. That's not a lot. The material that covers the body must also be soft. Wet mud or clay is perfect. A pile of rocks is not. It's important to remember that a fossil isn't the actual bones of the animal. The bones are replaced by minerals. These have to leave an impression on the mud. If the animal is buried under rocks, that won't happen.

The process can start once the animal is safely buried away. Oxygen is bad for the fossil. If it gets in, then they might not be preserved. This is a bad outcome. If they are kept safe, then the bones will start to be petrified. This means that they are turned into rock. This process can take millions of years, so it's probably worth putting the kettle on. It's also the reason why there aren't many fossils of early humans - there hasn't been enough time yet.

It is also important to remember that the Earth's crust moves a lot. Many animals that die in the right conditions and start the process of being fossilised will have been destroyed before they are dug up. This might be by moving rocks or creating glaciers of ice during ice ages. This is why it's very uncommon to find complete skeletons in one place. Since fossil hunting began, only about 50 Tyrannosaurus rex skeletons have been found. Only about 1/3 of those are considered "complete". This means that they have over half of their bones. There has never been a single Tyrannosaurus found with all of its bones. Most other dinosaur species are even rarer to find than this.

Because fossils are so hard to make, they are incredibly valuable. Most of the fossils you see in



Next week we will be reading George's Matevllous Medicine. If you have a copy, get it ready for Monday, if not don't worry. A copy will be on Seesaw.

We started the week by learning spellings which use the pattern ion, -sion, -ssion, -cian
Let's go back to those and see how many we can remember using the testing section.

[https://spellingframe.co.uk/spelling-rule/17/13-Endings-which-sound-like--spelt%E2%80%93tion%E2%80%93sion%E2%80%93ssion%E2%80%93cian-\(1-of-2\)](https://spellingframe.co.uk/spelling-rule/17/13-Endings-which-sound-like--spelt%E2%80%93tion%E2%80%93sion%E2%80%93ssion%E2%80%93cian-(1-of-2))

Next join me for step 4 of our writing video workshop.



TIME FOR A REST AND SOME LUNCH!

Time for some Maths!

Today we will be focusing in on an activity: Divide with remainders.

Again as yesterday, THERE IS NO WORKSHEET TODAY Follow the video and make jottings in your maths book.

<https://vimeo.com/492449125>

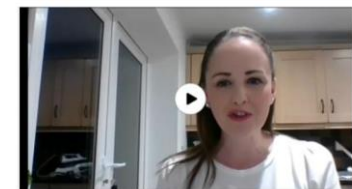
Lastly today some Science!

Mission Objectives
Recognise that soils are made from rocks and organic matter,
Recall different types of soil.

For this lesson you will need:

- Four dry soil samples.
- Filter paper
- Funnel
- Beaker
- Water
- Hand washing facilities

Watch my video carefully and then get exploring!



Peat is a very dark soil. It is mostly made of organic matter, so it is a very fertile soil. This means that lots of plants can grow in just a lot of moisture.



Mission assignment film

