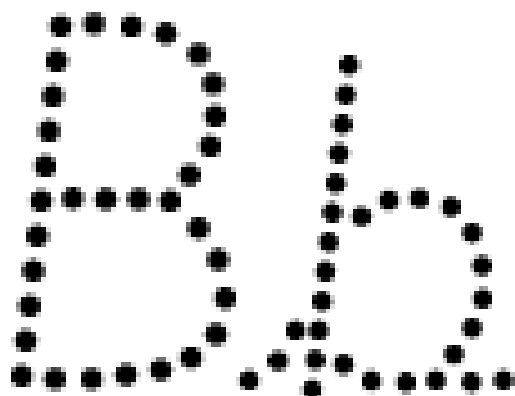

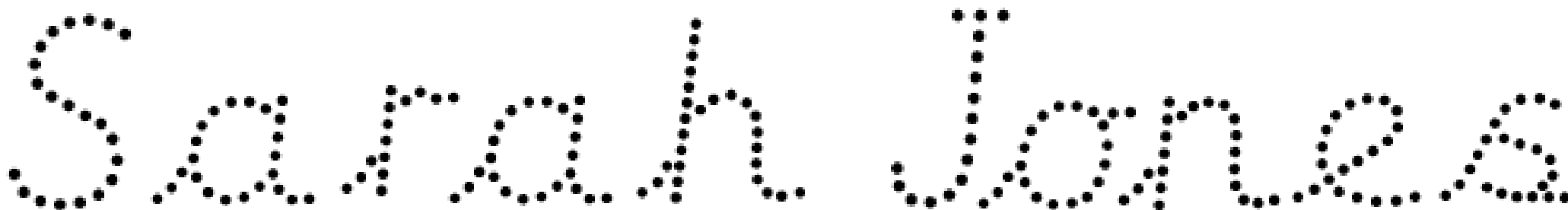


All the images (letters) can be resized simply by clicking on each one and dragging the directional arrows. They can also be copied and pasted as many times as you like to create numerous letters. They can be moved around and deleted as much as you like. As they are images rather than actual fonts, you are unable to change the colour of the font.

Below are some examples of what I have created using the tools.



A B C D E F G H I

J K L M N O P Q R

S T U V W X Y Z

a b c d e f g h i

j k l m n o p q r

s t u v w x y z