




CREW CURRICULUM

Block 1: Who is our Crew?

MONDAY Connecting Where we reconnect for the week ahead	TUESDAY Mirrors Reflections of our own identities	WEDNESDAY Windows Glimpses into the lives and perspectives of others	THURSDAY Devotions Where we reflect on God	FRIDAY Celebrations Where we notice achievements
<p>This session is an opportunity to re-group after the weekend with a time of reflection. It might include the following:</p> <ul style="list-style-type: none"> -highlight of the weekend -something you learned at the weekend -something you'd like to share from the weekend -an achievement etc. <p>It would also be really helpful to do some 'target setting' looking at the week ahead and setting some aims / targets that are personal: this could relate to school or home.</p>	<div style="text-align: center;">  </div> <p>Wk 1: Share the book and explain the coming weeks will be an opportunity to zoom in on some important pages.</p> <p>Wk 2: Re-read the book. Start with: <i>'People will always need people'</i>... What does BZ mean by this? Who are the people you need?</p> <p>Wk3: The focus of the book is on us needing different people to help us with different things... <i>'To love and to miss To hug and to kiss...'</i> Who do you love? Who do you miss?</p> <p>Wk 4: <i>'If you need a change to whom will you turn, if you need a lesson from whom will you learn.'</i> Who do you learn best from?</p> <p>Wk 5: <i>'To have friendly fights with and share tasty bites with...'</i> Explore illustration – what sorts of people can you see? How are they different/similar?</p> <p>Wk 6: <i>'So stop making enemies and let's face the facts...'</i> What is an enemy? How can we STOP making enemies? What tools do we have? How can we make a stand effectively. Draw the sessions to an end by revisiting 'people will always need people'</p>	<div style="text-align: center;">  </div> <p>Wk 1: Share the letter at the front of the book. <i>'Be different. Be brave. Be YOU.'</i> Why do you think we are sharing this book? How does it link to 'only one you'? Our Wednesday sessions are WINDOWS – glimpses into the lives and perspectives of others.</p> <p>Wk 2-5: Please select from the pages below to focus on seeing the world through a different lens with one of the children from the book each week with the question to follow up afterwards: Rafael- asthma – do you use a tool to help your body? Anthony – wheelchair – how do you get from place to place Madison / Arturo – blind – how do you use your senses? Vijay – deaf - Bianca – dyslexia – are you really good at something? Jordan/Tiana – autism -what do you like to talk about? Anh – speech - do you ever wonder if people understand you? Julia – Tourette's syndrome – do you ever feel frustrated? Manuel – ADHD – what's helpful to you? Nolan – allergies – how do you use your voice? Grace – down syndrome – what helps you learn?</p> <p>Wk 6: Read the last page of the book finishing with the question: What will you do with your powers?</p>	<div style="text-align: center;">  </div> <p>Discover the Wonders of the Universe</p> <p>For this session each week, we will choose a devotional from the book: Indescribable</p> <p><i>Each devotion features a "Be Amazed" section with fascinating facts, hands-on activities, and a closing prayer.</i></p> <p>**Please pop in to see a Devotion assembly on a Thursday afternoon before leading your own. On Thursday's your CREW will not be at assembly.</p>	<p>Supporting the children to 'notice' each other's achievements -</p> <ul style="list-style-type: none"> *What does achievement look like? *What does going 'above and beyond' look like? *How do we know if someone is trying their best? <p>Children to nominate candidates for a Golden Learner certificate.</p> <p>These certificates will then be presented in Golden Learner assembly on Monday! ☺</p>

